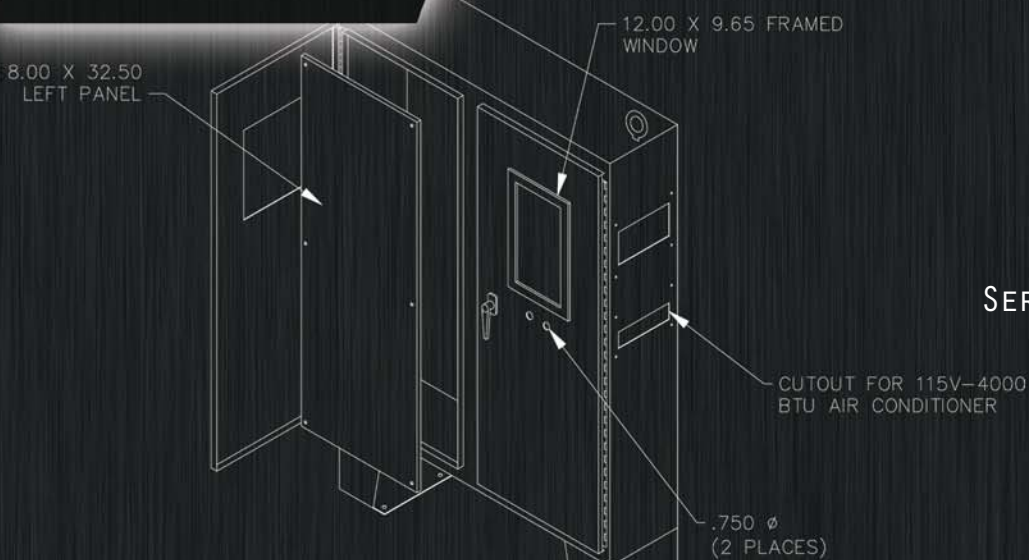


# AUSTIN ELECTRICAL ENCLOSURES



SERVING THE INDUSTRY SINCE 1964

[WWW.AUSTINENCLOSURES.COM](http://WWW.AUSTINENCLOSURES.COM)

## EXPERIENCE

AUSTIN ELECTRICAL ENCLOSURES IS A FAMILY-OWNED BUSINESS LOCATED IN WESTERN NORTH CAROLINA. SINCE 1964 WE HAVE SERVICED THE NEEDS OF THE ENCLOSURE INDUSTRY BY PROVIDING UNSURPASSED QUALITY AT COMPETITIVE PRICES. OUR EMPLOYEES ARE DEDICATED TO DELIVERING SUPERIOR PRODUCTS WHILE ENSURING EXCELLENT CUSTOMER SERVICE AT EVERY STAGE IN THE PROCESS. IN THE FOUR DECADES WE HAVE BEEN IN BUSINESS OUR FACILITY HAS GROWN TO INCLUDE 135,000 SQUARE FEET OF COMBINED MANUFACTURING AND WAREHOUSE SPACE. IN ADDITION, WE MAINTAIN INVENTORY THROUGHOUT THE CONTIGUOUS US TO BEST SERVE THE GROWING DEMANDS OF OUR CUSTOMERS NATIONWIDE. PLEASE SEE OUR WEBSITE FOR A COMPLETE LISTING OF INVENTORY LOCATIONS.

## QUALITY

OUR STATE-OF-THE-ART SHEET METAL FABRICATION FACILITY CONSISTS OF A SKILLED WORKFORCE OF TRAINED PROFESSIONALS COMMITTED TO A LEVEL OF QUALITY THAT EXCEEDS OUR CUSTOMERS' EXPECTATIONS. FROM INITIAL QUOTATION TO FINAL INSPECTION, WE DELIVER THE SUPERIOR QUALITY EXPECTED FROM AN INDUSTRY LEADER WHILE OFFERING THE CARE AND FLEXIBILITY OF A FAMILY-OWNED COMPANY.

## RELIABILITY

OUR PROMISE IS TO PROVIDE SOLUTIONS FOR OUR CUSTOMERS THROUGH THE DELIVERY OF QUALITY PRODUCTS AND SUPERIOR SERVICE — EACH AND EVERY TIME. WE KNOW THAT YOUR BUSINESS DEPENDS UPON OUR COMMITMENT TO THIS PROMISE. AT AUSTIN ELECTRICAL ENCLOSURES WE **GUARANTEE** SATISFACTION — JUST ASK OUR CUSTOMERS!

# AUSTIN ELECTRICAL ENCLOSURES

ALL ENCLOSURES ARE FABRICATED IN ACCORDANCE WITH UL, NEMA AND CUL.

COMMERCIAL

INDUSTRIAL

CLIMATE CONTROL

CUSTOM

AVAILABLE IN TYPE 304 & TYPE 316 STAINLESS STEEL.



## SALES

PLEASE CONTACT OUR KNOWLEDGEABLE SALES STAFF AT 1.800.288.2851 FOR MORE INFORMATION. OUR COMPLETE CATALOG CAN BE FOUND ONLINE AT [WWW.AUSTINENCLOSURES.COM](http://WWW.AUSTINENCLOSURES.COM).



## ENGINEERING

OUR ENGINEERS ARE THE BEST IN THE BUSINESS AND ARE COMMITTED TO WORKING WITH YOU EVERY STEP OF THE WAY. AT AUSTIN ENCLOSURES WE DESIGN PRODUCTS THAT SPECIFICALLY MEET YOUR NEEDS AND ARE EXACTLY RIGHT FOR YOUR APPLICATION. WE LOVE A CHALLENGE, SO SEND US YOUR REQUIREMENTS!



## FABRICATING

OUR HIGHLY TRAINED WORKFORCE IS UNITED WITH TOP-OF-THE-LINE MACHINERY TO MEET YOUR NEEDS AND EXCEED YOUR EXPECTATIONS.

## FINISHING

DIFFERENT APPLICATIONS CALL FOR DIFFERENT FINISHES. WE POLISH OUR STAINLESS STEEL TO JUST THE RIGHT FINISH FOR YOUR APPLICATION. UTILIZING A STATE-OF-THE-ART POLYESTER POWDER COAT SYSTEM WE ENSURE IMPECCABLE RESULTS IN PAINT QUALITY AND DURABILITY FOR YOUR DEMANDS. SELECT FROM A VARIETY OF STANDARD COLORS OR LET US CUSTOM-MATCH TO YOUR EXACT SPECIFICATIONS. OUR WORKMANSHIP IS SECOND TO NONE!

## ASSEMBLY

OUR ASSEMBLY DEPARTMENT COMPLETES THE FABRICATION PROCESS: IT IS HERE THAT YOUR ORDER UNDERGOES A FIRST INSPECTION WHILE GETTING THE FINISHING TOUCHES THAT SET OUR ENCLOSURES APART FROM THE REST.



## FINAL INSPECTION

WE PERFORM A THOROUGH EXAMINATION ON EACH ENCLOSURE BEFORE IT LEAVES OUR FACILITY. WITH STRICT ATTENTION TO EVERY DETAIL WE STRIVE TO ENSURE THAT ALL PRODUCTS MEET THE STANDARD OF EXCELLENCE WE HAVE BECOME KNOWN FOR.



## SHIPPING

OUR SHIPPING DEPARTMENT IS DEDICATED TO ACCURACY. OUR MOTTO IS: COUNT – NONE OVER, NONE UNDER. COMBINE ACCURACY WITH ON-TIME DELIVERIES AND YOU'VE GOT A WINNING COMBINATION – THE AUSTIN ENCLOSURES COMBINATION.

# COMMERCIAL

ALL ENCLOSURES ARE FABRICATED IN ACCORDANCE WITH UL, NEMA AND CUL.



- SCREW COVER TYPE 1 ENCLOSURES
- TYPE 1 WIREWAY AND FITTINGS
- HINGED COVER TYPE 1 ENCLOSURES
- TYPE 1 SCREW COVER TROUGHS
- TYPE 3R RAINPROOF ENCLOSURES
- TYPE 3R RAINPROOF TROUGHS
- SCREW COVER GASKETED ENCLOSURES
- SCREW COVER GASKETED TROUGHS
- HINGED COVER TYPE 3R ENCLOSURES

## TYPE 1

INTENDED FOR USE INDOORS PRIMARILY TO PREVENT ACCIDENTAL CONTACT OF PERSONNEL WITH THE ENCLOSED EQUIPMENT WHERE UNUSUAL SERVICE CONDITIONS DO NOT EXIST. PROVIDES PROTECTION AGAINST FALLING DEBRIS.

## TYPE 3R

INTENDED FOR USE OUTDOORS TO PROTECT THE ENCLOSED EQUIPMENT AGAINST RAIN. MEETS THE REQUIREMENTS OF UNDERWRITERS' LABORATORIES, INC., PUBLICATION No. UL 508, APPLYING TO RAINPROOF ENCLOSURES.

## TYPE 3

INTENDED FOR USE OUTDOORS TO PROTECT THE ENCLOSED EQUIPMENT AGAINST WIND-BLOWN DUST AND WATER. PROVIDES A DEGREE OF PROTECTION AGAINST RAIN, SLEET, DIRT, EXTERNAL ICE FORMATION AND NON-CORROSIVE LIQUIDS.

# CLIMATE CONTROL

WE ARE DEDICATED TO OFFERING QUALITY THERMAL MANAGEMENT PRODUCTS AT COMPETITIVE PRICES.

- FILTERFANS
- SIDE MOUNTED TYPE 12, 3R/4, 4/4X COOLING UNITS
- TOP MOUNT TYPE 12 COOLING UNITS
- THERMOSTATS & HYGROSTATS
- RADIANT & FAN HEATERS
- (MANY MORE ITEMS AVAILABLE UPON REQUEST)



# INDUSTRIAL

## TYPE 12/13

INTENDED FOR USE INDOORS TO PROVIDE A DEGREE OF PROTECTION TO PERSONNEL AGAINST ACCESS TO HAZARDOUS PARTS, TO PROVIDE A DEGREE OF PROTECTION OF THE EQUIPMENT INSIDE THE ENCLOSURE AGAINST INGRESS OF SOLID FOREIGN OBJECTS AND TO PROVIDE A DEGREE OF PROTECTION WITH RESPECT TO HARMFUL EFFECTS ON THE EQUIPMENT DUE TO THE INGRESS OF WATER (DRIPPING AND LIGHT SPLASHING).




## TYPE 4

INTENDED FOR USE INDOORS OR OUTDOORS TO PROVIDE A DEGREE OF PROTECTION TO PERSONNEL AGAINST ACCESS TO HAZARDOUS PARTS, TO PROVIDE A DEGREE OF PROTECTION OF THE EQUIPMENT INSIDE THE ENCLOSURE AGAINST INGRESS OF SOLID FOREIGN OBJECTS (FALLING DEBRIS AND WINDBLOWN DUST) AND TO PROVIDE A DEGREE OF PROTECTION WITH RESPECT TO HARMFUL EFFECTS ON THE EQUIPMENT DUE TO THE INGRESS OF WATER (RAIN, SLEET, SNOW, SPLASHING WATER AND HOSE-DIRECTED WATER). PROTECTS AGAINST DAMAGE FROM THE EXTERNAL FORMATION OF ICE ON THE ENCLOSURE.

## TYPE 4X

MANUFACTURED TO TYPE 4 STANDARDS AND CONSTRUCTED FROM CORROSIVE-RESISTANT MATERIALS.

- NEMA TYPE 12 & TYPE 4 SINGLE & MULTI DOOR ENCLOSURES
- NEMA TYPE 4X STAINLESS STEEL OR ALUMINUM SINGLE & MULTI DOOR ENCLOSURES
- FREESTANDING NEMA TYPE 12 & TYPE 4 SINGLE & MULTI DOOR ENCLOSURES
- NEMA TYPE 12 & TYPE 4 SINGLE & MULTI DOOR DISCONNECTS
- JIC TYPE 12/13 & TYPE 4 OILTIGHT ENCLOSURES
- JIC TYPE 4X OILTIGHT ENCLOSURES
- TYPE 12 OILTIGHT LAYIN WIREWAY & FITTINGS
- OILTIGHT PUSHBUTTON ENCLOSURES
- TYPE 4 & TYPE 4X OILTIGHT PULL-THRU WIREWAY & FITTINGS
- MODULAR ENCLOSURES
- CONSOLES



CUSTOM SIZES

CUSTOM DESIGN

CUSTOM MATERIALS

CUSTOM PAINT

CUSTOM CUTOUTS

CUSTOM HOLES

CUSTOM AND MODIFIED ENCLOSURES ADD VALUE TO YOUR BUSINESS. BY REDUCING INSTALLATION TIME THEY SAVE YOU MONEY AND WITH APPLICATION-SPECIFIC CUSTOMIZATION THEY SAVE YOU HASSLE. WHY SPEND VALUABLE TIME MAKING CUTOUTS, DRILLING HOLES OR PAINTING THAT SPECIAL COLOR WHEN WE CAN MAKE THOSE MODIFICATIONS FOR YOU? THE SKY IS THE LIMIT FOR OUR CUSTOM-AND-MODIFIED DIVISION!

CUSTOM

CAPABILITY

KNOWLEDGEABILITY

FLEXIBILITY

RELIABILITY




MADE WITH PRIDE IN THE USA

EXPERIENCE

QUALITY

RELIABILITY

JUST ASK OUR CUSTOMERS



**AUSTIN**

ELECTRICAL  
ENCLOSURES

SERVING THE INDUSTRY SINCE 1964